



Travel Brochure Book Report


- ✓ **SELECT A REALISTIC FICTION BOOK THAT IS A MINIMUM OF 75 PAGES**
- ✓ **AFTER READING THE BOOK CREATE A BROCHURE WITH THE FOLLOWING REQUIREMENTS...**
 - **FRONT-TITLE AND AUTHOR AND NAME OF STUDENT**
 - **PICTURE OF WHAT YOU WOULD HAVE THE COVER LOOK LIKE**
 - **INSIDE - SETTING OF THE STORY WITH A PICTURE OF THE SETTING**
 - **MIDDLE- THE MAIN EVENT WITH A PICTURE**
 - **SIDE- CHARACTERS IN THE STORY WITH A PICTURE**
 - **BACK- YOUR FAVORITE PART WITH A PICTURE**
- ⇒ **BROCHURE SHOULD BE WRITTEN IN COMPLETE SENTENCES**
- ⇒ **DONE IN YOUR BEST HANDWRITING OR ON THE COMPUTER**
- ⇒ **PICTURES SHOULD BE IN COLORED NEATLY**
- ✓ **BOOK REPORT** **PRESENTED ORALLY IN CLASS**



Biography Book Report

Read a biography that is at least 75 pages. I recommend the Who Was series.

- *Make a puppet of the character you read about.*
- *Be prepared to tell who your biography was about*
- *When they lived*
- *What they are Famous for*
- *A summary of your favorite story of your person.*



Fantasy Book Report Requirements



- Read a Fantasy Book at least 75 pages
- Fill out the “Book Report Fun: Follow the Arrows” page
 - Title and Author, number of pages and what made the story a fantasy?
 - The Characters
 - The problem in the story.
 - Would you recommend the book. Tell why you did or did not like the book.
- Create a Diorama from the setting in your book. Use creativity and quality work.



- Describe the setting to the class in an oral presentation

Mystery Puzzle Book Report

The front of your report should be a picture representing your book. You can draw it (markers, pencils, crayons etc.). Make sure to visualize as you read.

The other side will be the pieces of the puzzle.

Puzzle Piece #1 The center piece— A creative display of the title of the book and author of the book and color it.

Puzzle Piece #2 – The top write the names of the characters in the story as well as a picture of them.

Puzzle Piece #3 – Tell the setting of the book.

Puzzle Piece #4 – Tell the problem of the book.

Puzzle Piece #5 – Tell the main events of the book.

Puzzle Piece #6 – Tell three clues in the book that lead to the solution but do not give away the end.

Puzzle Piece #7 – Tell the solution of the problem in the book.

Puzzle Piece #8 – What was your favorite part of the book.

Puzzle Piece #9 – Tell why you would or would not recommend this book.

Please DO NOT CUT YOUR PUZZLE APART, this will make it very difficult to present.

